

Munischiwan Property, Maschakw Au-Ag-Cu Prospect Azimut - SOQUEM Strategic Alliance James Bay Region, Quebec

5,826,500

OPEN

3.34 g/t Au, 5.84 g/t Ag, 0.18% Cu

0.82 g/t Au, 4.42 g/t Ag, 0.19% Cu

4.14 g/t Au, 37.4 g/t Ag, 1.40% Cu

3.02 g/t Au, 35.3 g/t Ag, 1.29% Cu

0.66 g/t Au, 4.06 g/t Ag, 0.12% Cu

0.79 g/t Au, 3.84 g/t Ag

0.57 g/t Au, 8.07 g/t Ag

0.56 g/t Au, 15.6 g/t Ag, 0.23% Cu

0.44 g/t Au, 6.73 g/t Ag

2.01 g/t Au, 32.1 g/t Ag, 0.36% Cu

0.28 g/t Au, 13.3 g/t Ag, 0.27% Cu

0.083 g/t Au, 8.34 g/t Ag, 0.19% Cu

11.0 g/t Au, 435.0 g/t Ag, 0.38% Cu

5.89 g/t Au, 13.5 g/t Ag

0.53 g/t Au, 10.45 g/t Ag, 0.22% Cu

1.53 g/t Au, 67.2 g/t Ag, 0.90% Cu

1.95 g/t Au, 29.6 g/t Ag, 1.26% Cu

0.87 g/t Au, 18.1 g/t Ag, 0.23% Cu

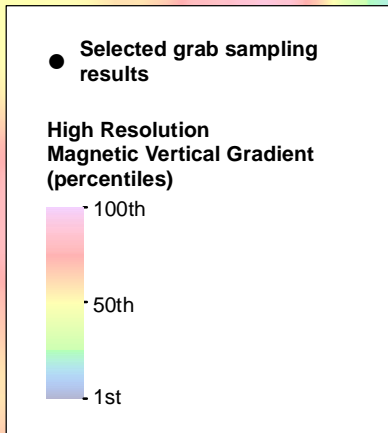
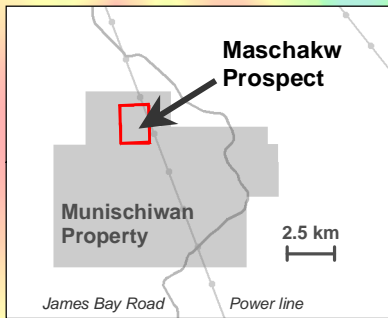
2.24 g/t Au, 28.6 g/t Ag, 0.76% Cu

4.48 g/t Au, 55.2 g/t Ag, 1.67% Cu

2.42 g/t Au, 33.3 g/t Ag, 0.10% Cu

OPEN

5,825,500



250 m

OPEN

Figure 2 - Press release dated October 25, 2018



**Munischiwan Property
Azimut-SOQUEM Strategic Alliance
James Bay Region**



Photo 1: Maschakw Au-Ag-Cu Prospect, looking north



Photo 2: Maschakw Au-Ag-Cu Prospect, hematized sericitized paragneiss with chalcopyrite, 3.02 g/t Au, 35.3 g/t Ag, 1.29% Cu (grab sample Y104081)

**Munischiwan Property
Azimut-SOQUEM Strategic Alliance
James Bay Region**




Photo 3: Maschakw Au-Ag-Cu Prospect, foliated metasediment with chalcopyrite, 1.95 g/t Au, 29.6 g/t Ag, 1.26% Cu (grab sample Y104005)



Photo 4: Munischiwan Property, gabbro-hosted disseminated to semi-massive chalcopyrite, 2.53% Cu, 9.0 g/t Ag (grab sample Y104993)